


Vánoční příběhy

Jak s materiálem pracovat?

- materiál obsahuje 20 šablon k příběhům
- vytiskněte si šablony
- Děti mají za úkol napsat vánoční příběh. Do příběhu zakomponují obrázky, které mají ukázány nahoře.



Děkuji Vám za stažení materiálu zdarma! :)
Ať se Vám daří a dětem přeji mnoho tvůrčích příběhů!




TAK_UČÍM_JÁ






VÝUKOVÉ MATERIÁLY HROU






Handwriting practice area consisting of multiple horizontal lines. It begins with a solid line below the dashed boxes, followed by a gap, then a solid line. Below this, there are 10 more horizontal lines, alternating in style: a solid line, a dashed line, a solid line, a dashed line, and so on, ending with a solid line.










A series of ten horizontal lines for writing, starting below the dashed boxes and extending across the width of the page.



A series of ten solid horizontal lines for writing, stacked vertically below the dashed boxes and the solid line.



A series of ten horizontal lines for writing, starting from the top of the page and extending to the bottom.



A series of ten horizontal lines providing space for writing.

